

HAR KI DUN

7D/6N

Trek



-: Region :-

Uttarakhand / Sankri



-: Duration :-

7D/6N



-: Grade :-

Easy To Moderate



-: Max Altitude :-

12,500 Ft.



-: Trekking Km :-

44 Kms



OVERVIEWS



Trek
Har Ki Dun



Trek Cost
8,500/-



Region
Uttarakhand/Sankri



Max Altitude
12,500 Ft.



Grade
Easy to Moderate



Duration
7D/6N



Starting Point
Dehradun



End Point
Dehradun



Approx Trekking Kms
44 Kms.



Best time
March To October

TREK MAP



SHORT ITINERARY



● **DAY-1**

Dehradun to Sankri – 8 hr. drive



● **DAY-2**

Sankri to Puani Garaat/Osla



● **DAY-3**

Puani Garaat/Osla to Waterfall



● **DAY-4**

Waterfall To Har Ki Dun Valley



● **DAY-5**

Waterfall to Seema/Osla



● **DAY-6**

Seema/Osla to Sankri



● **DAY-7**

Sankri to Dehradun

DETAILED ITINERARY

Day 1: Dehradun to Sankri



200 Km




8-9 Hours



Sankri

- **Start Point:** Dehradun (7:00 AM)
- **Drive Route:** Dehradun - Mussoorie - Naugaon - Purola - Mori - Sankri
- **Travel Distance:** 200 km
- **Travel Time:** 8-9 hours
- **Highlights:** Scenic drive through pine forests, riverside views.
- **Arrival in Sankri:** 5:00 PM – Check into guesthouse or camp.
- **Overnight Stay:** Sankri

Day 2 : Sankri to Puani Garaat/Osla



12 km Drive
8 Km Trek




1 Hours
5-6 Hours



Puani Garaat
/Osla

- **Morning Start:** 7:00 AM – Drive from Sankri to Taluka (12 km).
- **Drive Time:** 1 hour.
- **Trek Start:** 8:00 AM – Trek from Taluka to Puani Garaat/Osla.
- **Trek Distance:** 8 km
- **Trek Duration:** 5-6 hours.
- **Trail Description:** Gradual ascent through thick forests and along the Supin River.
- **Arrival in Puani Garaat/Osla:** 2:00 PM – Set up camp.
- **Overnight Stay:** Puani Garaat/Osla (camp or guesthouse).

Day 3 : Puani Garaat/Osla to Waterfall



6 Km



5-6 Hours



Waterfall
Campsite

- **Morning Start:** 7:00 AM – After breakfast, begin the trek.
- **Trek Distance:** 6 km
- **Trek Duration:** 5-6 hours.
- **Trail Description:** The trail offers scenic views of the Har Ki Dun valley with mountains surrounding you.
- **Arrival at Waterfall:** 2:00 PM – Set up camp near the waterfall.
- **Evening:** Free time to enjoy the serene surroundings and the beauty of the valley.
- **Overnight Stay:** Waterfall campsite.

Day 4 : Waterfall To Har Ki Dun Valley And Back



5 Km




4-5 Hours



Waterfall
Campsite

- **Morning Start:** 7:00 AM – Trek to Maninda Tal and explore Har Ki Dun Valley.
- **Trek Distance:** 5 km to Har Ki Dun and back.
- **Trek Duration:** 4-5 hours.
- **Highlights:** Majestic views of Swargarohini peak and surrounding snow-capped mountains.
- **Return to Waterfall:** 4:00 PM – Back to the campsite.
- **Overnight Stay:** Waterfall campsite.

Day 5 : Waterfall to Seema/Osla



6 Km



4-5 Hours



Seema/Osla

- **Morning Start:** 7:00 AM – After breakfast, begin the trek.
- **Trek Distance:** 6 km.
- **Trek Duration:** 4-5 hours.
- **Arrival at Seema/Osla:** 12:00 PM – Set up camp or stay in a guesthouse.
- **Evening:** Free time to explore the village or relax.
- **Overnight Stay:** Seema/Osla.

Day 6 : Seema/Osla to Sankri



8 Km



4-5 Hours



Sankri

- **Morning Start:** 7:00 AM – Trek from Seema to Taluka (8 km)
- **Trek Duration:** 4-5 hours..
- **Drive from Taluka to Sankri:** 1-hour drive..
- **Arrival in Sankri:** 2:00 PM – Check into guesthouse or camp.
- **Overnight Stay:** Sankri.

Day 7 : Sankri to Dehradun



200 km



8-9 Hours



Dehradun

- **Morning Start 7:00 AM** – Drive from Sankri to Dehradun.
- **Travel Distance:** 200 km.
- **Travel Time:** 8-9 hours.
- **Arrival in Dehradun:** 5:00 PM – End of the trek.

INCLUSIONS

1. Food as per menu on the trek
2. Accommodation - Hotels -Tents
3. Transport from Dehradun
4. Forest Camping charges
5. Safety Equipment
6. Hiking Equipment
7. Gaiters and microspikes
8. Equipments: Sleeping bag, mattress, tents, kitchen & dinning tent, toilet tent
9. First aid medical kits, stretcher and oxygen cylinder.
10. Mountaineering qualified & professional trek Leader, guide and Support staff
11. Professional Guides.

EXCLUSIONS

1. Any kind of personal expenses.
2. Food during the transit.
3. Insurance.
4. Mules or porter to carry personal luggage.
5. Anything not specifically mentioned under to the head.
6. Any kind of emergency evacuation charges

THINGS TO CARRY

- ★ **Woolen cap**
- ★ **Gloves**
- ★ **Neck gaiter**
- ★ **woolen Socks**
- ★ **T-shirts: Quick-dry t-shirts**
- ★ **Backpack & Rain Cover (40-60 Litres)**
- ★ **Trekking Shoes**
- ★ **LED Torche**
- ★ **Water Bottle (1 Litre)**
- ★ **Fleece jacket or down jacket.**
- ★ **Three (Five in Winter) Warm Layers**
- ★ **Two Trek Pants (One Wear & One Carry)**
- ★ **Thermals**
- ★ **Extra Pair of Cloths**
- ★ **Sunglasses**

- ★ **Sunscreen Lotion (SPF 50/70)**
- ★ **Lip Balm (SPF 30)**
- ★ **Sun Cap, Normal Cap**
- ★ **Synthetic Hand Gloves**
- ★ **Three pairs of Socks**
- ★ **Raincoats / Ponchos**
- ★ **Plastic Cover (for wet cloths)**

RENTAL EQUIPMENT PRICES LIST



JACKET

₹ 500

For Complete trek



SHOES

₹ 500

For Complete trek



WALKING STICKS

₹ 150

For Complete trek



HEAD TORCH

₹ 200

For Complete trek



WOOLEN CAP

₹ 200

For Complete trek



WOOLEN SOCK

₹ 150

For Complete trek



PONCHO

₹ 200

For Complete trek

HOW TO REACH

By Air :-

- ★ Take a flight to Jolly Grant Airport Dehradun, Hire a cab to reach Rishikesh City as the airport is 29 km away.

By Train:-

- ★ The Rishikesh railway station is located in the centre of the city which is well connected to all the major cities of the country.

By Bus:-

- ★ Rishikesh is easily accessible from major cities of the country as it has an excellent road connectivity with other major cities and towns of North India. There are state-run and private buses that offer a regular service

WHY YOU SHOULD BOOK WITH **HIMALYAS GRIFFON**



India's Biggest & Safest Trekking Community



5 star trek/trip experience



Professional team & fun loving trek/trip leaders, guides



High quality tents, sleeping bags & other equipments



Organising treks for **more than 20,000+ travelers** every year



Suitable for solo, group of friends & couples



Certificate & trek/trip badge




Safe for Solo Women Travellers



Delicious & **hygienic meals** throughout the trek/trip

TREK ATTRACTION




MUSSOORIE



TONS RIVER




SANKRI



SAUR VILLAGE



JUDA KA TALAB



HAR KI DUN VALLEY



SWARGAROHINI PEAK



BANDARPUNCH PEAK



BLACK PEAK EXPEDITION



DRAUPADI KA DANDA



GANGOTRI RANGES



RUPIN VALLEY

PACKAGE COSTS

HAR KI DUN TREK

SANKRI TO SANKRI (Including GST @5%)



6 DAYS/5 NIGHTS

₹ 6,999/-

PER PERSON

HAR KI DUN TREK

DEHRADUN TO DEHRADUN (Including GST @5%)



7 DAYS/6 NIGHTS

₹ 8,500/-

PER PERSON

PAYMENT POLICY

- ★ Pay Rs.1000/- per head to reserve your seat.
- ★ Rest Remaining amount should be payed a 2 day before Trek started.
- ★ Remaining amount is recieved on the date of arrival.

DOCUMENTS REQUIRED

- ★ Government Issued Identity
(Aadhar/License)
- ★ Personal And Guardian Contact Number
- ★ A Sign Consent Letter Registration Fees And Email
Address

PAYMENT MODE

Account : himalayasgriffon
Account number : 50200060859265
IFSC Code : HDFC0009291
Branch : CLOCK TOWER DEHRADUN

**Booking amount Rs.1000/- per person
in Advance remaining on Arrival**



PAYMENT NUMBER :

91+ 7310891845



Scan QR to pay

HIMALAYAS GRIFFON
DEHRAD | TID: 99761354



Customers can scan the QR with any BharatQR/UPI enabled app

GALLERY



Himalayasgriffon

REACH US AT



booking@himalayasgriffon.com



www.himalayasgriffon.com



+91-7618511100, +91-7505227742

